

**DEWAN PUBLIC SCHOOL INTERNATIONAL, MEERUT**

**KANWAR HOLIDAY HOMEWORK**

**CLASS-III**

**WORKSHEET ON SIMPLE PRESENT AND PAST TENSE**

**Q.1. Circle the correct present form of verb-**

- a) Bob always drink/drinks tea in the morning.
- b) What do/does she like/likes?
- c) My sister don't/doesn't play tennis.
- d) They often visit/visits their grandparents at weekends.
- e) Do/does you want/wants to go home?

**Q.2. Write the correct simple past verb-**

- a) I ..... to you last night. (talk)
- b) She ..... very well yesterday (dance)
- c) We ..... an ufo last Monday. (see)
- d) The thieves ..... the bank last week. (steal)
- e) He ..... all the night. (sleep)
- f) Jenny ..... a lot when her team lost the game. (cry)

**Q.3. Fill in the blanks with correct simple present verb-**

- a) He ..... (read/reads) a book.
- b) They ..... (play/plays) baseball in the field.
- c) John ..... (work/works) hard.
- d) We ..... (walk/walks) slowly.
- e) Who ..... (knock/knocks) at the door?
- f) My mother ..... (tell/tells) me a story.

# WORKSHEET ON VERB

Q1. Underline the verb in the following sentences-

- a) Eat your breakfast quickly.
- b) The lion roars when it is angry.
- c) Fatima drives a car.
- d) Grandma walks in the morning.
- e) Mera draws picture.

Q2. Use correct verb to complete the sentences-

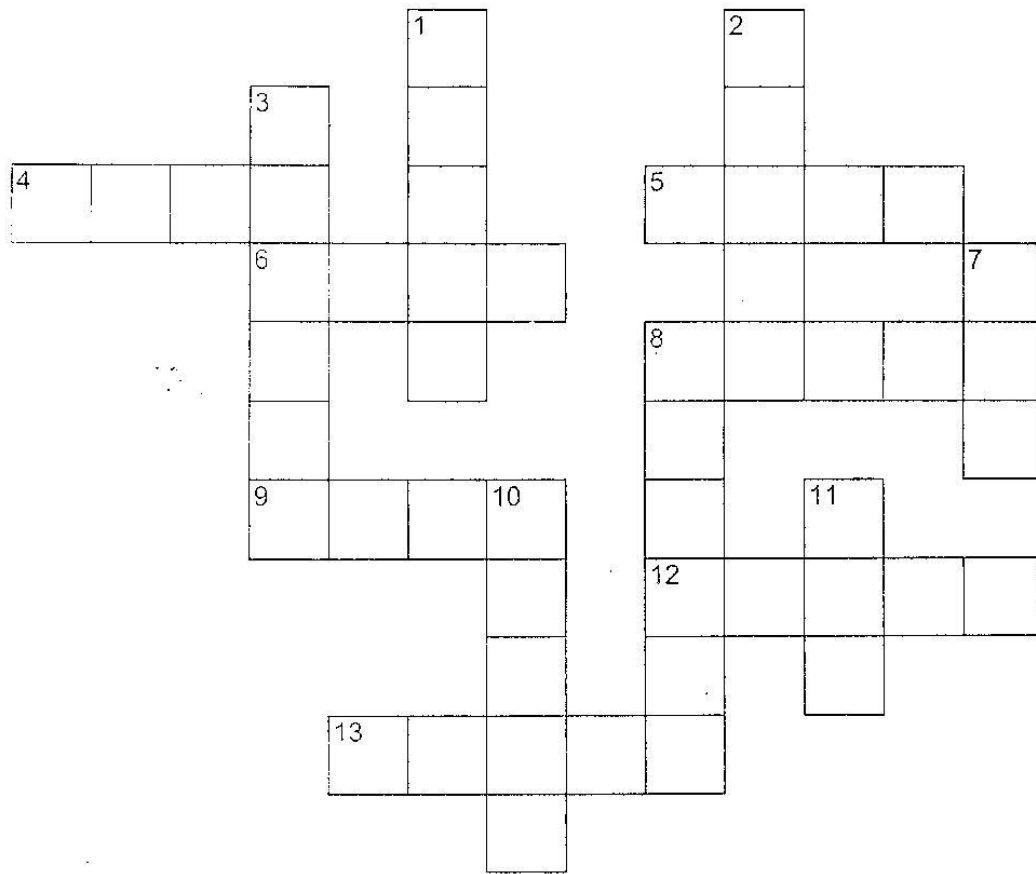
- a) Arun and Sania \_\_\_\_\_ on the floor. (is/are)
- b) The dog \_\_\_\_\_ is barking at the strangers. (is/are)
- c) The baby \_\_\_\_\_ sleeping. (was/were)
- d) It \_\_\_\_\_ raining last night. (is/was)
- e) I \_\_\_\_\_ doing my homework. (am/is)

Q3. Choose the correct verb from the bracket –

- a) The stars \_\_\_\_\_ in the sky. (are shining / is shining)
- b) The baby \_\_\_\_\_. (is crying / are crying)
- c) Vinita and Vivan \_\_\_\_\_ books. (are reading / is reading)
- d) The telephone \_\_\_\_\_. (is ringing / are ringing)
- e) I \_\_\_\_\_ hungry. (am feeling / is feeling)

# Synonyms

Fill in the puzzle with the words that mean about the same thing.



[www.HaveFunTeaching.com](http://www.HaveFunTeaching.com)

## ACROSS

- 4 Synonym of Hop
- 5 Synonym of Hot
- 6 Synonym of Stone
- 8 Synonym of Start
- 9 Synonym of Throw
- 12 Synonym of Big
- 13 Synonym of Fire

## DOWN

- 1 Synonym of Eat
- 2 Synonym of Go away
- 3 Synonym of Run
- 7 Synonym of Finish
- 8 Synonym of Dance
- 10 Synonym of Talk
- 11 Synonym of Automobile

**WORD BANK:** Begin, boogie, car, end, flame, giant, jump, leave, munch, rock, speak, sprint, toss, warm.

1. नीचे पुल्लिंग तथा स्त्रीलिंग शब्द आपस में मिल गए हैं। उन्हें ढूँढ़कर सही जगह पर लिखिए।

घड़ी भुट्टा बैल सड़क घंटी फिल्म दरवाज़ा माथा पौधा  
हथेली चुटकुला पहेली थैला सैनिक बैल मुँछ

पुल्लिंग	स्त्रीलिंग
_____ बैल _____	_____
_____	_____
_____	_____
_____	_____

2. लिंग बदलकर लिखिए।



बूढ़ा \_\_\_\_\_ बुढ़िया \_\_\_\_\_ बेटा \_\_\_\_\_

लोटा \_\_\_\_\_ सेठ \_\_\_\_\_

दर्जी \_\_\_\_\_ हाथी \_\_\_\_\_

शेर \_\_\_\_\_ लुहार \_\_\_\_\_

घोड़ा \_\_\_\_\_ टोकरा \_\_\_\_\_



2. विलोम शब्दों का मिलान कीजिए—

धूप	सफ़ेद
नया	सूखा
सुख	छाँव
भला	पुराना
काला	शाम
सुबह	बुरा
मीला	दुख

3. 'अ' लगाकर विलोम शब्द के जोड़े बनाइए—

(क) संभव — असंभव

(ख) सत्य —

(ग) स्वस्थ —

(घ) पूर्ण —

(ङ) हिंसा —

(च) सुर —

(छ) संतोष —

(ज) सफल —

4. रेखांकित शब्दों के विलोम शब्द लिखकर वाक्यों को पूरा कीजिए—

(क) मैंने भारी बैग और गरिमा ने हलका बैग उठाया।

(ख) सुबह सूरज निकलता है और ..... को डूबता है।

(ग) वही सच्चा मित्र है, जो सुख— ..... में साथ दे।

(घ) हमें हमेशा सच बोलना चाहिए, ..... नहीं।

(ङ) कल सस्दी थी, आज ..... है।

(च) कछुआ धीरे चलता है और खरगोश ..... चलता है।



# PARTS OF a PLANT

1. Spinach is a \_\_\_\_\_ of a spinach plant.

- A. Stem
- C. Flower

- B. Fruit
- D. Leaf

2. Which part of a plant produces pollen?

- A. Seed
- C. Flower

- B. Root
- D. Cell

3. A tomato is a \_\_\_\_\_ of a tomato plant.

- A. Stem
- C. Leaf

- B. Fruit
- D. Root

4. Which part of a plant helps keep the plant in upright position?

- A. Stem
- C. Sun

- B. Root
- D. Branch

5. What makes the color of leaves green? \_\_\_\_\_

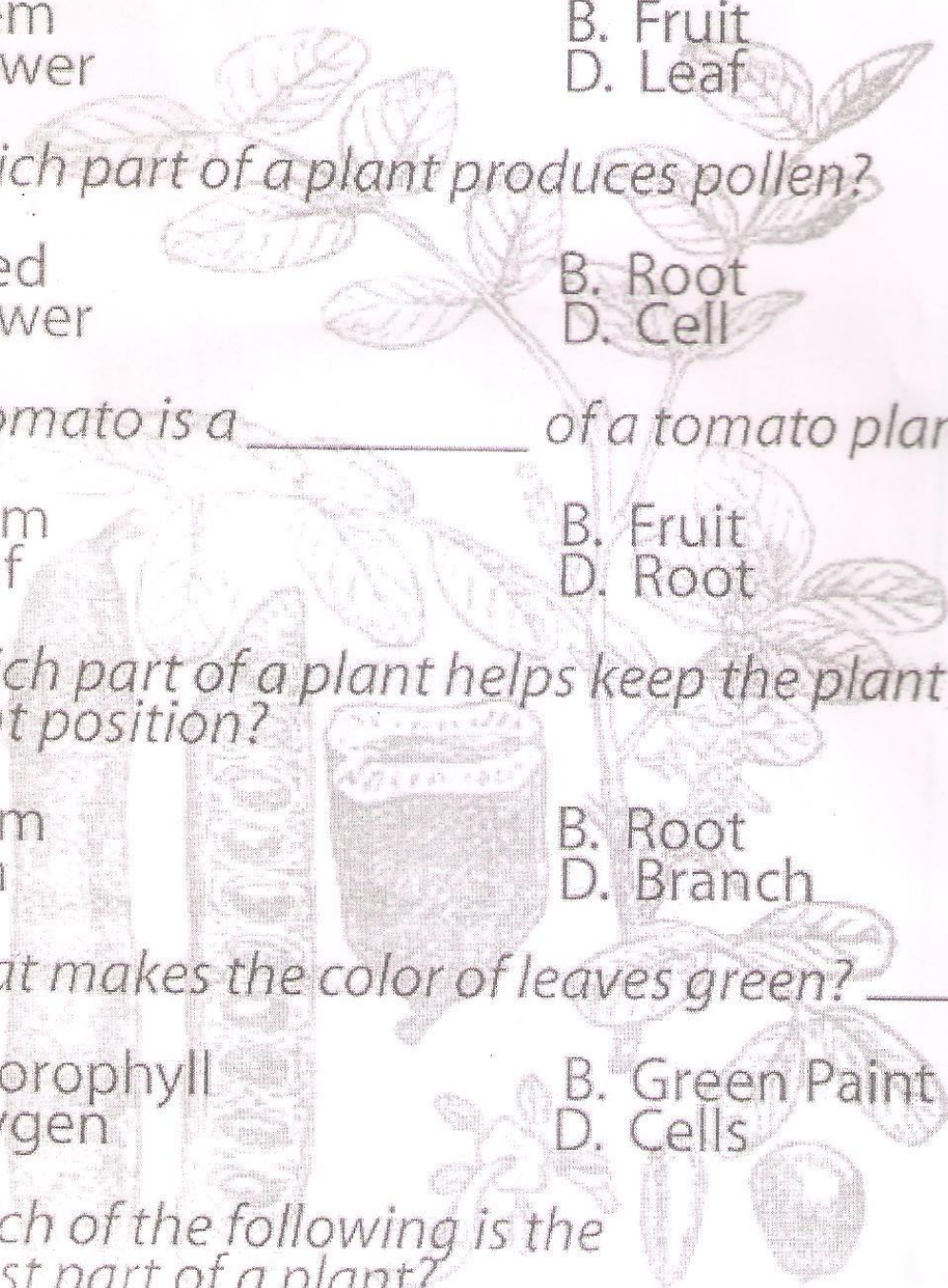
- A. Chlorophyll
- C. Oxygen

- B. Green Paint
- D. Cells

6. Which of the following is the smallest part of a plant? \_\_\_\_\_

- A. Plant seed
- C. Flower

- B. Plant cell
- D. Leaf





# PLANT LIFE

1. A small plant is called a \_\_\_\_\_.

- A. Petal
- C. Tree

- B. Trunk
- D. Shrub

2. The plant that grows in deserts and needs very little water is called \_\_\_\_\_.

- A. Marigold
- C. Cactus

- B. Fern
- D. Bush

3. A tall plant is called a \_\_\_\_\_.

- A. Grass
- C. Tree

- B. Bush
- D. Shrub

4. Tiny plants that live in moist places are called \_\_\_\_\_.

- A. Grass
- C. Cells

- B. Mosses
- D. Fruit trees

5. Which type of plant grows by climbing on other plants or fences? \_\_\_\_\_

- A. Vine
- C. Daisey

- B. Bush
- D. Roots

# DEWAN PUBLIC SCHOOL INTERNATIONAL

## KANWAR HOLIDAY HOMEWORK

### CLASS - III COMPUTER

#### Q-1) Fill in the blanks

1. \_\_\_\_\_ does not appear in the first frame.
2. The figure size increases on pressing the \_\_\_\_\_ key.
3. \_\_\_\_\_ is used to play the animation repeatedly.
4. The Word file will be saved in a format called \_\_\_\_\_.
5. Microsoft word 2010 is a part of the \_\_\_\_\_ package.
6. The file name is present on the \_\_\_\_\_ bar.

#### Q-2) State whether true or false

1. Onion skin does not appear in the first frame. ( )
2. Two types of handles in stick-figure. ( )
3. The segments are used to move and change the location of the figure. ( )
4. The shortcut to save a file is Ctrl + F. ( )
5. We cannot open our previous file in MS Word. ( )
6. We use Enter key to start a new line. ( )

#### Q-3) Jumble Words:-

1. NNIOO KISN: \_\_\_\_\_
2. SELDNAH: \_\_\_\_\_
3. EGSMNTEST: \_\_\_\_\_
4. ROSOFTMIC OWDR: \_\_\_\_\_
5. BBIRNO: \_\_\_\_\_
6. ITTEL RBA: \_\_\_\_\_

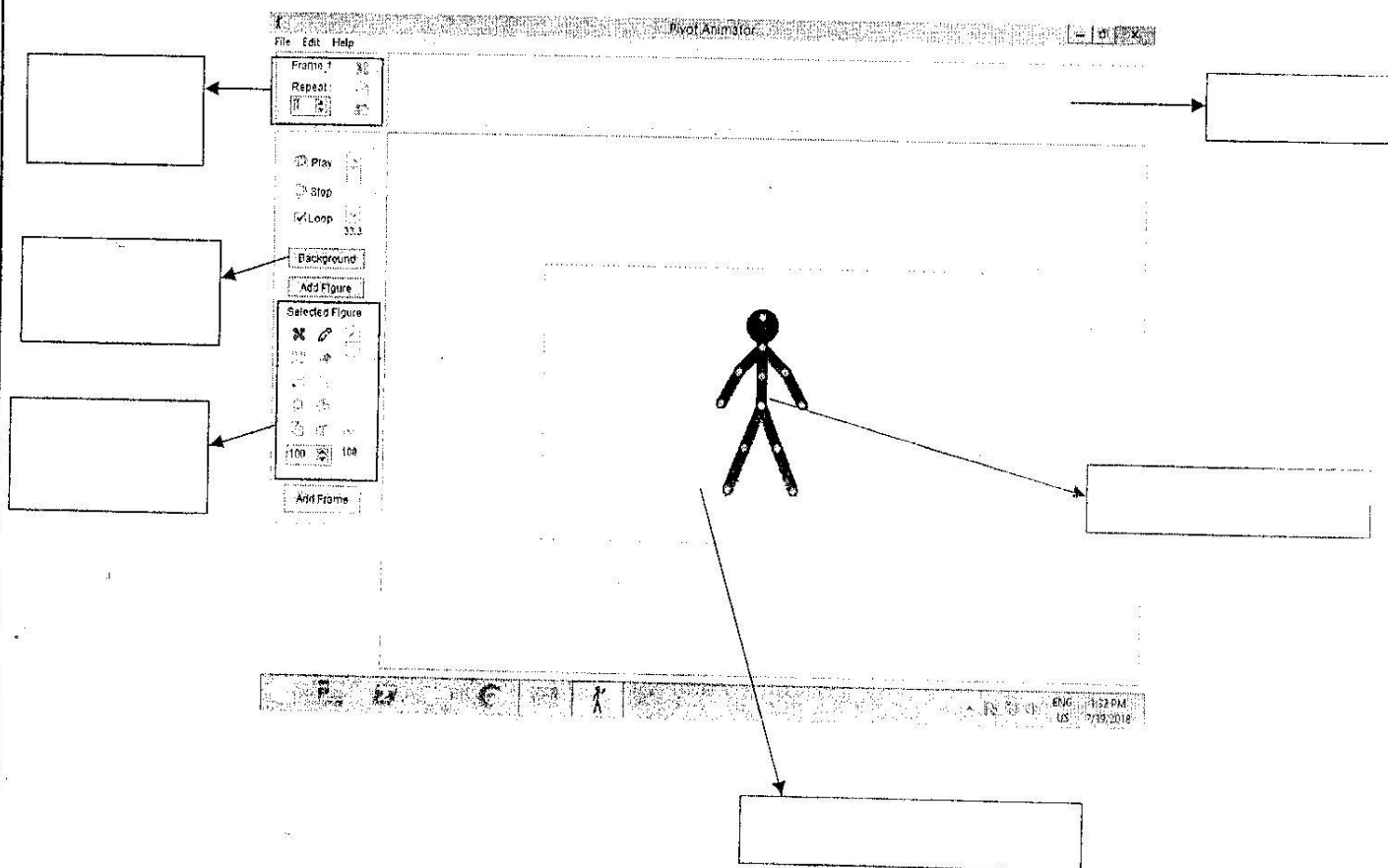


**Q- 4) Rearrange the steps to Save a file:-**

- 1, Click the Save button.
2. Click the File tab.
3. In the File name box, enter the name of the file.
4. From the left pane, select Desktop.
5. From the left pane, click the Save As button.

1. \_\_\_\_\_
2. \_\_\_\_\_
3. \_\_\_\_\_
4. \_\_\_\_\_
5. \_\_\_\_\_

**Q-5) Label the screenshot given below.**



DEWAN PUBLIC SCHOOL INTERNATIONAL, MEERUT

KANWAR HOLIDAY HOMEWORK

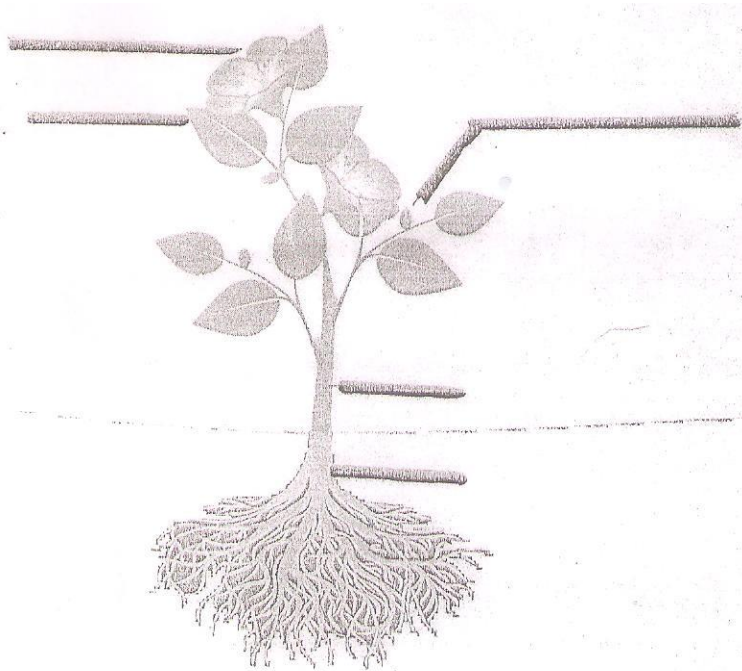
CLASS:III

SUBJECT:EVS

NAME:.....

SECTION:.....




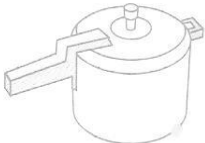


Q.1. Name the parts of the plant:-















Q.2. Name the trees or plants which give us-

- |               |       |       |
|---------------|-------|-------|
| (a) Medicine  | _____ | _____ |
| (b) perfume   | _____ | _____ |
| (c) fruit     | _____ | _____ |
| (d) vegetable | _____ | _____ |
| (e) oil       | _____ | _____ |

1. Using a dotted line, divide the following pictures into two similar halves. If this cannot be done, cross out the picture.

A		B		C	Z
D		E		F	Q
G		H	4	I	D
J		K	2	L	A

2. Can you guess these letters from their halves. Write in the box below.

(a)		(b)		(c)	
(d)		(e)		(f)	
(g)		(h)		(i)	
(j)		(k)		(l)	

**Fill in the blanks.**

1. 7 rupees 50 paise is written as ₹ 7.50 .
2. 24 rupees \_\_\_\_\_ paise is written as ₹ 24.75.
3. \_\_\_\_\_ rupees 65 paise is written as ₹ 8.65.
4. \_\_\_\_\_ rupees \_\_\_\_\_ paise is written as ₹ 5. 90.
5. 10 rupees 75 paise is written as ₹ 10. \_\_\_\_\_ .
6. 95 rupees 90 paise is written as ₹ \_\_\_\_\_ .90.

**Convert the following to paise.**

7. ₹ 67 = \_\_\_\_\_ p.
8. ₹ 91.32 = \_\_\_\_\_ p.

**Convert the following to rupees.**

9. 3500 paise = ₹ \_\_\_\_\_ .
10. 6720 paise = ₹ \_\_\_\_\_ .

**Tick the greater amount.**

11. ₹ 83.00, ₹ 84.
12. ₹ 94 and 60 paise, 9230 p.

**Tick the smaller amount.**

13. ₹ 56, 5690 p.
14. 71250 p, ₹ 713 and 70 paise.